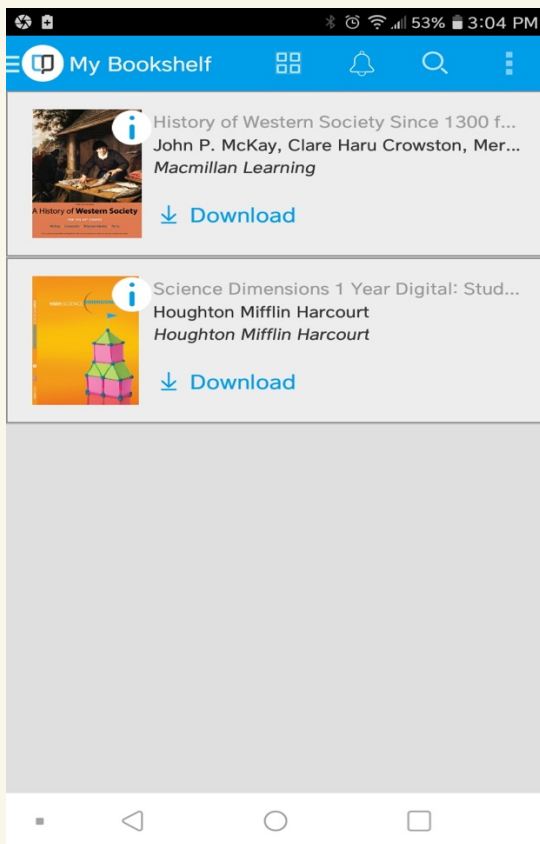


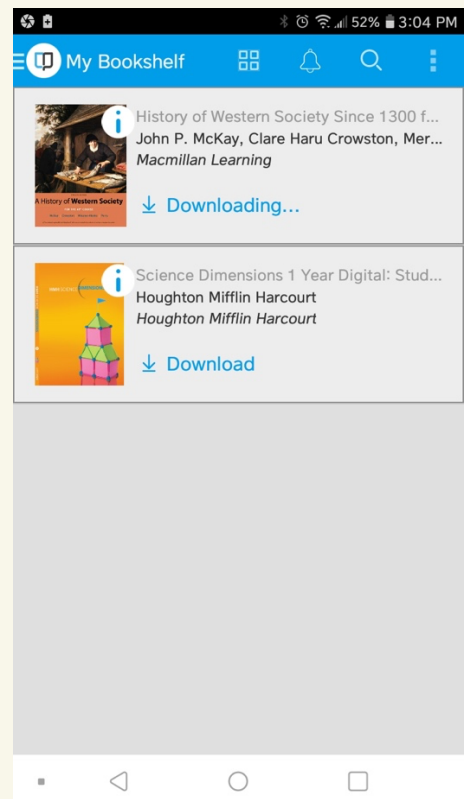


How to Download TBH Books to your Android Device

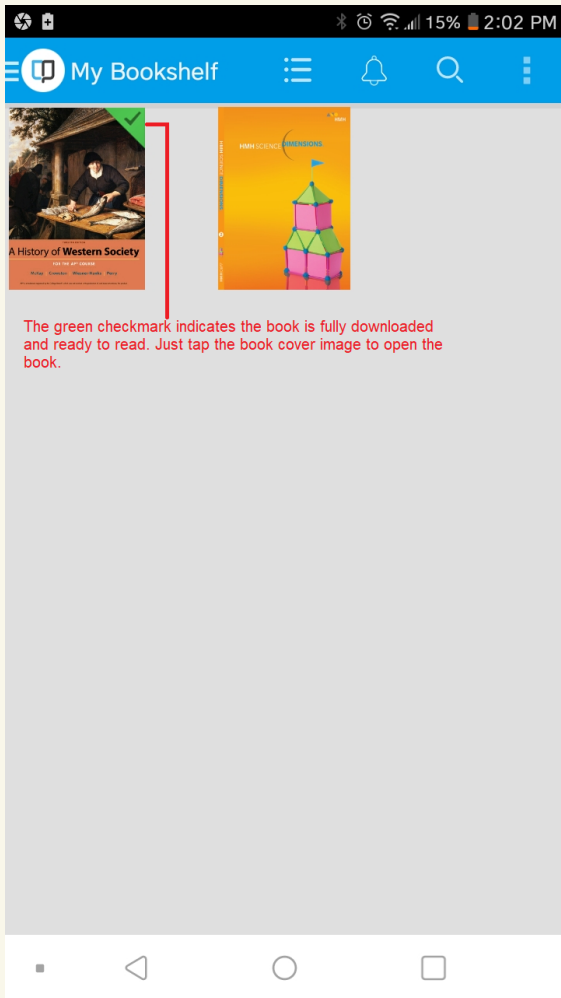
1. Navigate to your bookshelf. Select a book and tap on **Download**.




Book downloading varies from book to book due to the size of the book, how many pictures it has, and a variety of other factors. Download your books while connected to WIFI rather than using your data plan, WIFI connections are more stable and less prone to download errors.



2. When your book is fully downloaded and ready to read, a green checkmark will appear in the upper right corner of the book's cover. Tap anywhere on the book's cover to open it.



3. The book opens in the TBH reader. Tap on the page forward arrow to open the book.



TextbookHub Help Resources

Check out the most recent help articles at help.textbookhub.com. You may find your question has already been answered there.

You can also reach out to our friendly product support team over the phone. They can help you troubleshoot the problem and find a resolution. Call toll-free 1 (855) 779-4928 or use the Chat Feature at help.textbookhub.com.