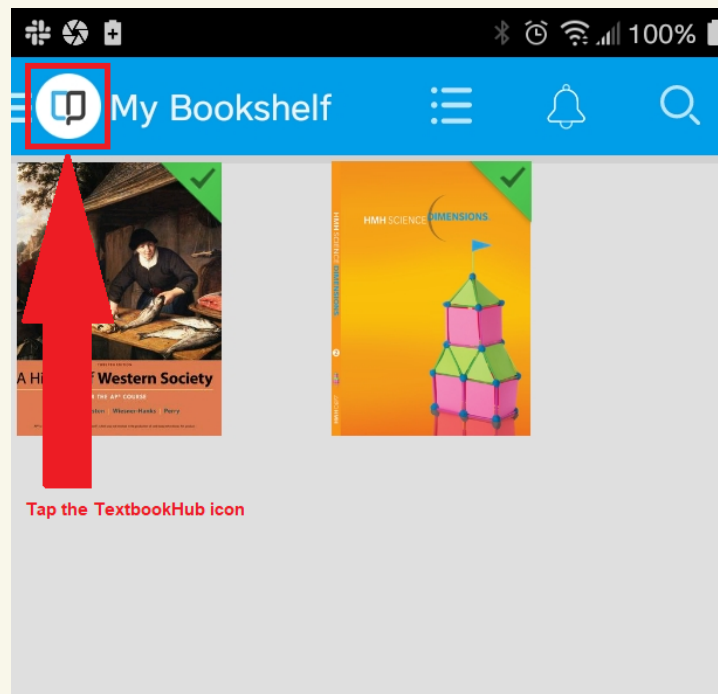




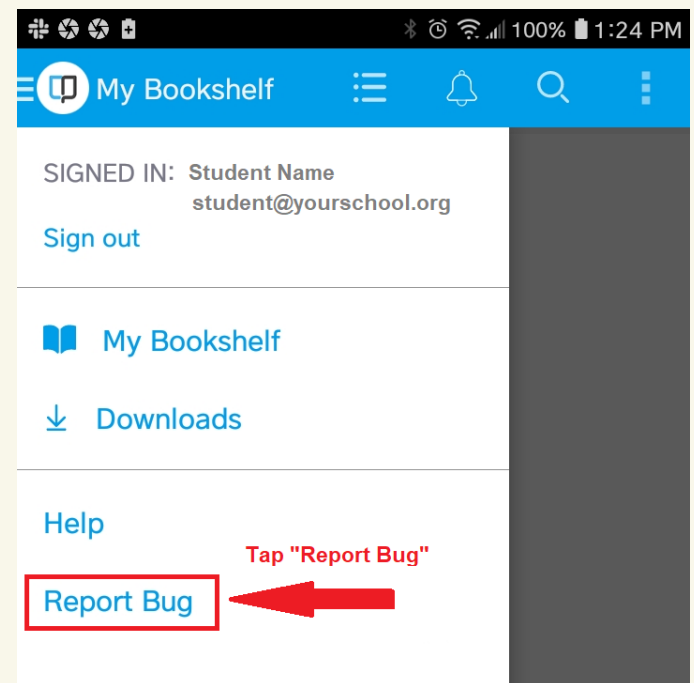
How to Report a Bug (Android)

If something goes wrong with your TextbookHub app, you can report the bug to us so we can fix it.

1. Navigate to your Bookshelf. Tap on the TextbookHub icon in the upper left corner of the app.



2. The sliding panel opens. Tap on "Report Bug."

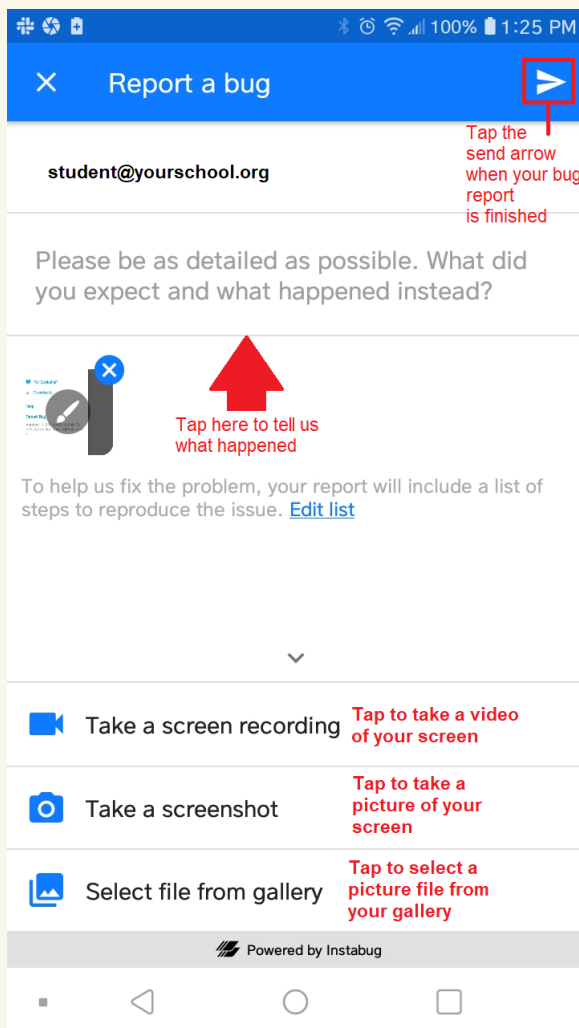


3. The Bug Report form opens. Describe what you were expecting the TextbookHub app to do. What did the TextbookHub app do instead?

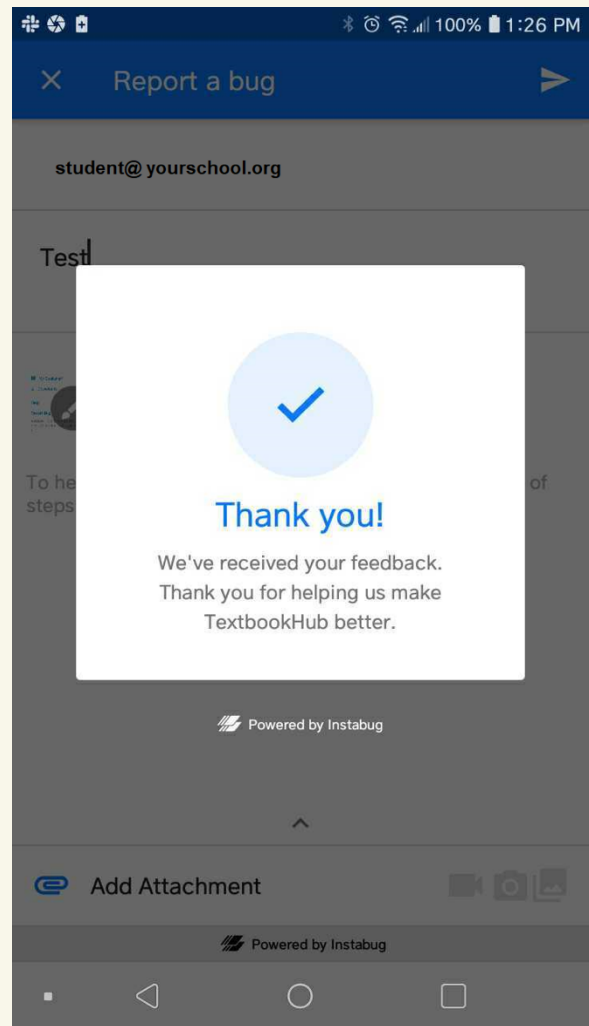
You can also take and attach video or screenshots of the app's behavior or upload a file from your device to us.

Note that by default the TextbookHub app will send us a list of recent actions performed by the app. This list helps us track down the specific problem. You can edit this list by tapping on Edit list.

When you have completed filling in the field and have included any attachments you want to send, tap the white "send" arrow in the upper right corner of the app,



4. TextbookHub will display the thank you screen acknowledging your bug report.



TextbookHub Help Resources

Check out the most recent help articles at help.textbookhub.com. You may find your question has already been answered there.

You can also reach out to our friendly product support team over the phone. They can help you troubleshoot the problem and find a resolution. Call toll-free 1 (855) 779-4928 or use the Chat Feature at help.textbookhub.com.